


TECHNICAL INFORMATION FOR THE

TIMco
Multi-Fix[®] Screw




TECHNICAL DATA SHEET




Multi-Fix CONCRETE SCREW

COUNTERSUNK & PAN HEAD

YELLOW **ZINC**





TIMDRIVE

1 2 3 4 5


CLEAN, DRY & LOW HUMIDITY ENVIRONMENTS


YELLOW


1 2 3 4 5


CLEAN, DRY & LOW HUMIDITY ENVIRONMENTS

ZINC


CONCRETE


STONE



BRICK


7Nmm² BLOCK

- A rapid and effective light duty anchoring system for fixing into concrete, brick, stone, concrete block and wood.
- This through fixing provides a single solution and replaces traditional fixings such as nylon frame and hammer fixings.
- Non-Expansion for installation closer to the edge of substrates without causing damage.



FEATURES



- Serrated V-threads to achieve optimum insertion into all masonry types
 - Suitable for concrete, solid brick, perforated brick, hollow 7Nmm² blocks, natural stone.
 - Hi-Low thread on first 30mm to aid insertion and reduce torque.
- COUNTERSUNK
- Flat countersunk head with five locking ribs.
 - Zinc plated and yellow passivated for increased corrosion resistance.
- PAN HEAD
- Pan Head for improved clamping.
 - Zinc plated and passivated (3 microns).

COUNTERSUNK RANGE

YELLOW

Product Code	Size Ø x L (mm)	Box Qty	Carton Qty (Box)	Carton Qty	Pallet Qty (Box)	Pallet Qty
00040TCO	7.5 x 40	100	18	1,800	648	64,800
00050TCO	7.5 x 50	100	12	1,200	432	43,200
00060TCO	7.5 x 60	100	12	1,200	432	43,200
00070TCO	7.5 x 70	100	8	800	360	36,000
00080TCO	7.5 x 80	100	8	800	360	36,000
00090TCO	7.5 x 90	100	8	800	360	36,000
00100TCO	7.5 x 100	100	8	800	360	36,000
00110TCO	7.5 x 110	100	8	800	360	36,000
00120TCO	7.5 x 120	100	8	800	288	28,800
00130TCO	7.5 x 130	100	8	800	288	28,800
00150TCO	7.5 x 150	100	6	600	288	28,800
00180TCO	7.5 x 180	100	6	600	216	21,600
00200TCO	7.5 x 200	100	6	600	216	21,600

PAN HEAD RANGE

ZINC

Product Code	Size Ø x L (mm)	Box Qty	Carton Qty (Box)	Carton Qty	Pallet Qty (Box)	Pallet Qty
7580MFPAN	7.5 x 80	100	10	1,000	360	36,000
75100MFPAN	7.5 x 100	100	10	1,000	360	36,000
75120MFPAN	7.5 x 120	100	8	800	288	28,800

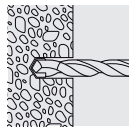
TECHNICAL DATA



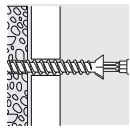
Substrate	Concrete ≥25N/mm ²		Concrete Block 7N/mm ²		Fletton Brick 30N/mm ²		Cheshire Brick 45N/mm ²		Class B Eng. Brick 75N/mm ²	
	40-70	80-200	40-70	80-200	40-70	80-200	40-70	80-200	40-70	80-200
Length (mm)	40-70	80-200	40-70	80-200	40-70	80-200	40-70	80-200	40-70	80-200
Embedment Depth (mm)	35	50	35	50	35	50	35	50	35	50
Drill Hole d ₀ (mm)	6.0	6.0	6.0	6.0	6.0	6.0	6.0	6.0	6.0	6.0
Rec. Tensile Load (kN) N _{rec}	1.07	1.82	0.46	0.46	1.17	1.79	0.75	1.46	0.85	1.22
Max Rec. Load (kg)	107	182	46	46	117	179	75	146	85	122
Rec. Shear Load (kN) V _{rec}	2.31	2.31	-	-	-	-	-	-	-	-

* 6.5mm Ø hole may be required in harder materials but this may result in different figures.

INSTALLATION GUIDELINES



Drill required diameter hole to correct depth.



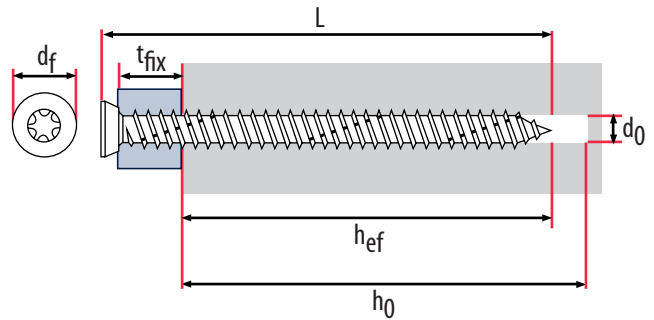
Using a power tool, tighten the fixing through the fixture until secure.

INSTALLATION DATA - COUNTERSUNK

Product Code	Size Ø x Length L (mm)	Head Diameter d _f (mm)	Drill Hole d ₀ (mm)	Min. Drill Depth h ₀ (mm)	Max. Fixture Thickness t _{fix} (mm)	Min. Embedment Depth h _{ef} (mm)
00040TCON	7.5 x 40	11	6.0	45	5	35
00050TCON	7.5 x 50	11	6.0	45	15	35
00060TCON	7.5 x 60	11	6.0	45	25	35
00070TCON	7.5 x 70	11	6.0	45	35	35
00080TCON	7.5 x 80	11	6.0	60	30	50
00090TCON	7.5 x 90	11	6.0	60	40	50
00100TCON	7.5 x 100	11	6.0	60	50	50
00110TCON	7.5 x 110	11	6.0	60	60	50
00120TCON	7.5 x 120	11	6.0	60	70	50
00130TCON	7.5 x 130	11	6.0	60	80	50
00150TCON	7.5 x 150	11	6.0	60	100	50
00180TCON	7.5 x 180	11	6.0	60	130	50
00200TCON	7.5 x 200	11	6.0	60	150	50

INSTALLATION DATA - PAN HEAD

Product Code	Size Ø x Length L (mm)	Head Diameter d _f (mm)	Drill Hole d ₀ (mm)	Min. Drill Depth h ₀ (mm)	Max. Fixture Thickness t _{fix} (mm)	Min. Embedment Depth h _{ef} (mm)
7580MFPAN	7.5 x 80	13	6.0	60	30	50
75100MFPAN	7.5 x 100	13	6.0	60	50	50
75120MFPAN	7.5 x 120	13	6.0	60	70	50



L	Length
d _f	Head Diameter
d ₀	Drill Hole

h ₀	Minimum Drill Hole Depth
t _{fix}	Maximum Fixture thickness
h _{ef}	Minimum Embedment Depth